



The next small thing
GOM Scan 1



[Intro](#)

[Highlights](#)

[ZEISS INSPECT](#)

[Features](#)

[Applications](#)

[Accessories](#)

[Technical Data](#)

[Contact](#)

[Click to navigate](#)





A small scanner for precise meshes and big ideas

GOM Scan 1 is here to open up new possibilities. Industrial standards such as fringe projection technology and Blue Light Technology deliver the foundation for detailed and accurate 3D meshes. Meanwhile, the integrated software ZEISS INSPECT helps you apply the mesh to any project you want: 3D printing, reverse engineering or part inspection. So, go ahead and start something big.





A powerful 3D scanner

GOM Scan 1 features a compact shape and robust design filled with advanced technologies. From Blue Light Technology to the stereo camera principle, this sensor is built to deliver 3D data with high precision.





Small, mobile and super easy to use

The lightweight solution allows you to capture 3D data intuitively. Easy to operate, GOM Scan 1 is the specialist for simple and fast measurements of small to medium-sized parts – even in confined spaces.





Fast and precise

GOM Scan 1 with pre-installed ZEISS INSPECT takes meshes to the next level. You can rely on high quality data, generate precise meshes and get your 3D data easily and fast.




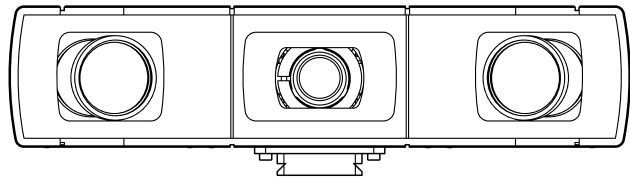
A software that guides you

GOM Scan 1 operates with ZEISS INSPECT, the well-established standard in 3D metrology. Powerful mesh editing functions make it an ideal tool for 3D printing and reverse engineering. What's more, you can effortlessly handle simple and complex tasks throughout your inspection process. A software to simplify and speed up your workflow.

[LEARN MORE](#)

Click to visit the HandsOnMetrology website





Fringe projection scanner

Three versions available: MV 100, MV 200, MV 400

Mobile, compact, weighing only 2.5 kg

Blue Light Technology

Stereo camera principle



[MV 100](#)[MV 200](#)[MV 400](#)[MV 100](#)[MV 200](#)[MV 400](#)


Choose your measuring volume

Different applications have different requirements. GOM Scan 1 is available in three versions with the measuring volumes: MV 100, MV 200 and MV 400. With all three sensors you can rely on high-precision measurements for small to medium-sized objects.

[MV 100](#)[MV 200](#)[MV 400](#)

Get there fast with fringe projection

GOM Scan 1 is an optical 3D fringe projection scanner. It captures the complete surface of components with blue fringe projection and delivers detailed resolution in no time.





A self monitoring system for real life issues

Due to the stereo camera principle, the sensor recognizes changing ambient conditions during operation and can compensate for these changes. To ensure the quality of the measuring data, the software of the sensor continuously monitors the sensor status.

Precision in all lighting conditions: Blue Light Technology

The projection unit of GOM Scan 1 is based on Blue Light Technology. Since the sensor works with narrowband blue light, interfering ambient light can be filtered during image acquisition. Due to its powerful light source, short measuring times can be achieved.





Prepare to print with intelligent mesh editing

ZEISS INSPECT lets you smooth, thin and refine polygon meshes, fill holes or extract curvature lines, achieving very accurate meshes that can be saved in many common formats. The best part: our smart polygonization. It creates a mesh with highest detail while keeping the mesh size easy-to-handle.



Capture and create your ideas

GOM Scan 1 with ZEISS INSPECT supports tasks such as 3D printing, 3D models of a part and reverse engineering. It captures high quality data in a short amount of time while the powerful mesh editing functions make it easy to replace parts, produce precise 3D models or develop new products. Whatever your idea, GOM Scan 1 meets professional and industrial standards to make it happen.





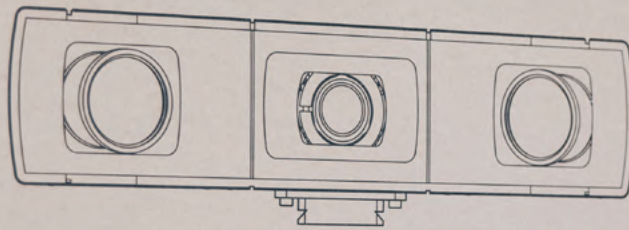
Measure and inspect your products

GOM Scan 1 with ZEISS INSPECT is a system to support your entire workflow. It helps you to get accurate and comprehensive measurement results and makes part inspection effortless. Import and align CAD and mesh files, create surface comparisons, inspection sections and generate reports – easily and efficiently.



GOM Scan 1

ZEISS



Use GOM Scan 1 for

- 3D printing
- Reverse engineering & manufacturing
- Virtual display or 3D models
- Research and education
- Art and heritage
- Design
- Healthcare





Tools to support you

GOM Scan 1 comes with useful additional accessories to support your daily workflow. ROT 350 is an automated rotation table to facilitate your scanning process. Use the desk stand or tripod to mount the scanner. Pack everything in the travel case and carry it wherever it can help you to get things done.



Technical Data



Type	GOM Scan 1 (100)	GOM Scan 1 (200)	GOM Scan 1 (400)
Light source	LED	LED	LED
Points per scan	6 million	6 million	6 million
Measuring area [mm ²]	100 x 65 mm ²	200 x 125 mm ²	400 x 250 mm ²
Point distance [mm]	0.037 mm	0.060 mm	0.129 mm
Working distance [mm]	400 mm	450 mm	500 mm
Weight	approx. 2.5 kg	approx. 2.5 kg	approx. 2.5 kg
Dimensions [mm ³]	290 x 215 x 80 mm ³	290 x 215 x 80 mm ³	290 x 215 x 80 mm ³
Cable length	5 m	5 m	5 m
Operating system	Windows 10	Windows 10	Windows 10
Software	ZEISS INSPECT	ZEISS INSPECT	ZEISS INSPECT





Carl Zeiss
GOM Metrology GmbH

Schmitzstraße 2
38122 Braunschweig
Germany
Phone: +49 531 390290
support@handsonmetrology.com

Check out the go-to for 3D scanning:
HandsOnMetrology.com

